

Lecture-4

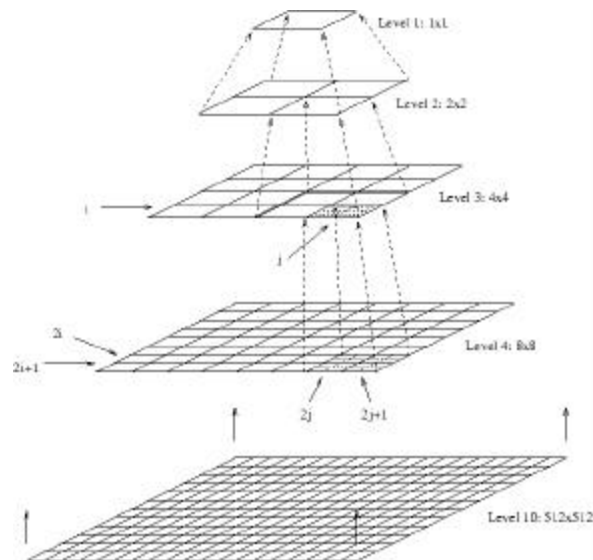
Comments

- Horn-Schunck optical method (Algorithm-1) works only for small motion.
- If object moves faster, the brightness changes rapidly, 2x2 or 3x3 masks fail to estimate spatiotemporal derivatives.
- Pyramids can be used to compute large optical flow vectors.

Pyramids

- Very useful for representing images.
- Pyramid is built by using multiple copies of image.
- Each level in the pyramid is $1/4$ of the size of previous level.
- The lowest level is of the highest resolution.
- The highest level is of the lowest resolution.

Pyramid

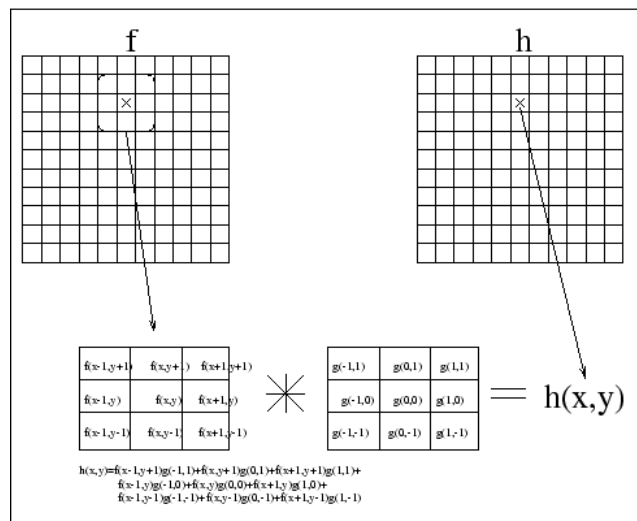


Gaussian Pyramids

$$g_l(i, j) = \sum_{m=-2}^2 \sum_{n=-2}^2 w(m, n) g_{l-1}(2i+m, 2j+n)$$

$$g_l = \text{REDUCE}[g_{l-1}]$$

Convolution



Gaussian Pyramids

$$g_{l,n}(i, j) = \sum_{p=-2}^2 \sum_{q=-2}^2 w(p, q) g_{l,n-1}\left(\frac{i-p}{2}, \frac{j-q}{2}\right)$$

$$g_{l,n} = \text{EXPAND}[g_{l,n-1}]$$

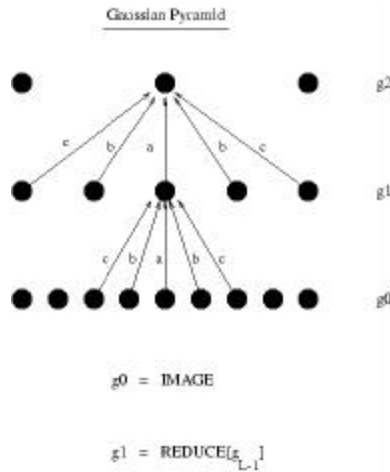
Reduce (1D)

$$g_l(i) = \sum_{m=-2}^2 \hat{w}(m) g_{l-1}(2i+m)$$

$$g_l(2) = \hat{w}(-2)g_{l-1}(4-2) + \hat{w}(-1)g_{l-1}\hat{w}(4-1) + \\ \hat{w}(0)g_{l-1}(4) + \hat{w}(1)g_{l-1}(4+1) + \hat{w}(2)g_{l-1}(4+2)$$

$$g_l(2) = \hat{w}(-2)g_{l-1}(2) + \hat{w}(-1)g_{l-1}\hat{w}(3) + \\ \hat{w}(0)g_{l-1}(4) + \hat{w}(1)g_{l-1}(5) + \hat{w}(2)g_{l-1}(6)$$

Reduce



Expand (1D)

$$g_{l,n}(i) = \sum_{p=-2}^2 \hat{w}(p) g_{l,n-1}\left(\frac{i-p}{2}\right)$$

$$g_{l,n}(4) = \hat{w}(-2)g_{l,n-1}\left(\frac{4-2}{2}\right) + \hat{w}(-1)g_{l,n-1}\left(\frac{4-1}{2}\right) +$$

$$\hat{w}(0)g_{l,n-1}\left(\frac{4}{2}\right) + \hat{w}(1)g_{l,n-1}\left(\frac{4+1}{1}\right) + \hat{w}(2)g_{l,n-1}\left(\frac{4+2}{2}\right)$$

$$g_{l,n}(4) = \hat{w}(-2)g_{l,n-1}(1) + \hat{w}(0)g_{l,n-1}(2) + \hat{w}(2)g_{l,n-1}(3)$$

Expand (1D)

$$g_{l,n}(i) = \sum_{p=-2}^2 \hat{w}(p) g_{l,n-1}\left(\frac{i-p}{2}\right)$$

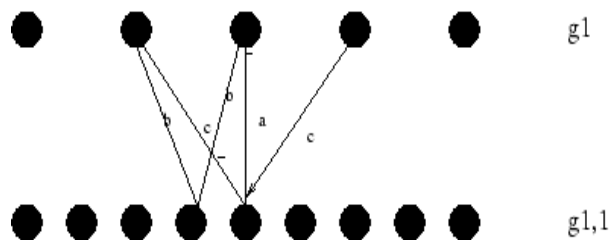
$$g_{l,n}(3) = \hat{w}(-2)g_{l,n-1}\left(\frac{3-2}{2}\right) + \hat{w}(-1)g_{l,n-1}\left(\frac{3-1}{2}\right) +$$

$$\hat{w}(0)g_{l,n-1}\left(\frac{3}{2}\right) + \hat{w}(1)g_{l,n-1}\left(\frac{3+1}{2}\right) + \hat{w}(2)g_{l,n-1}\left(\frac{3+2}{2}\right)$$

$$g_{l,n}(3) = \hat{w}(-1)g_{l,n-1}(1) + \hat{w}(1)g_{l,n-1}(2)$$

Expand

Gaussian Pyramid



$$g_{1,1} = \text{EXPAND}[g_1]$$

Convolution Mask

$$[w(-2), w(-1), w(0), w(1), w(2)]$$

Convolution Mask

- Separable

$$w(m, n) = \hat{w}(m)\hat{w}(n)$$

- Symmetric

$$\hat{w}(i) = \hat{w}(-i)$$

$$[c, b, a, b, c]$$

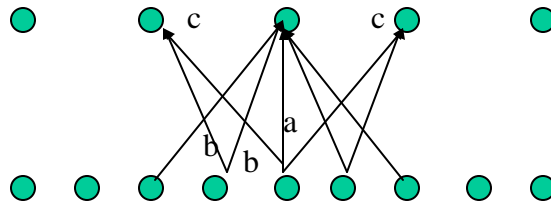
Convolution Mask

- The sum of mask should be 1.

$$a + 2b + 2c = 1$$

- All nodes at a given level must contribute the same total weight to the nodes at the next higher level.

$$a + 2c = 2b$$



Convolution Mask

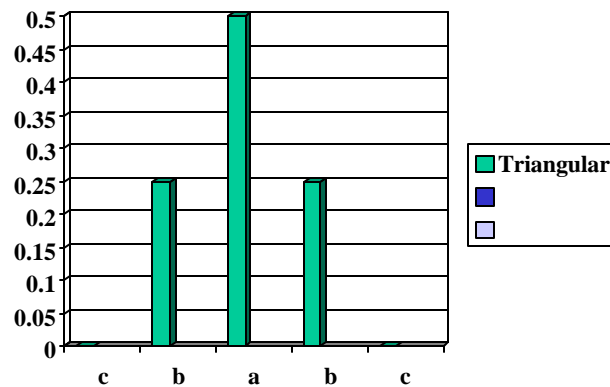
$$\hat{w}(0) = a$$

$$\hat{w}(-1) = \hat{w}(1) = \frac{1}{4}$$

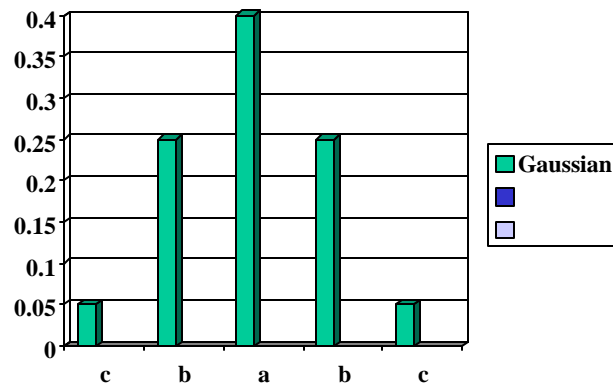
$$\hat{w}(-2) = \hat{w}(2) = \frac{1}{4} - \frac{a}{2}$$

a=.4 GAUSSIAN, a=.5 TRINGULAR

Triangular



Approximate Gaussian



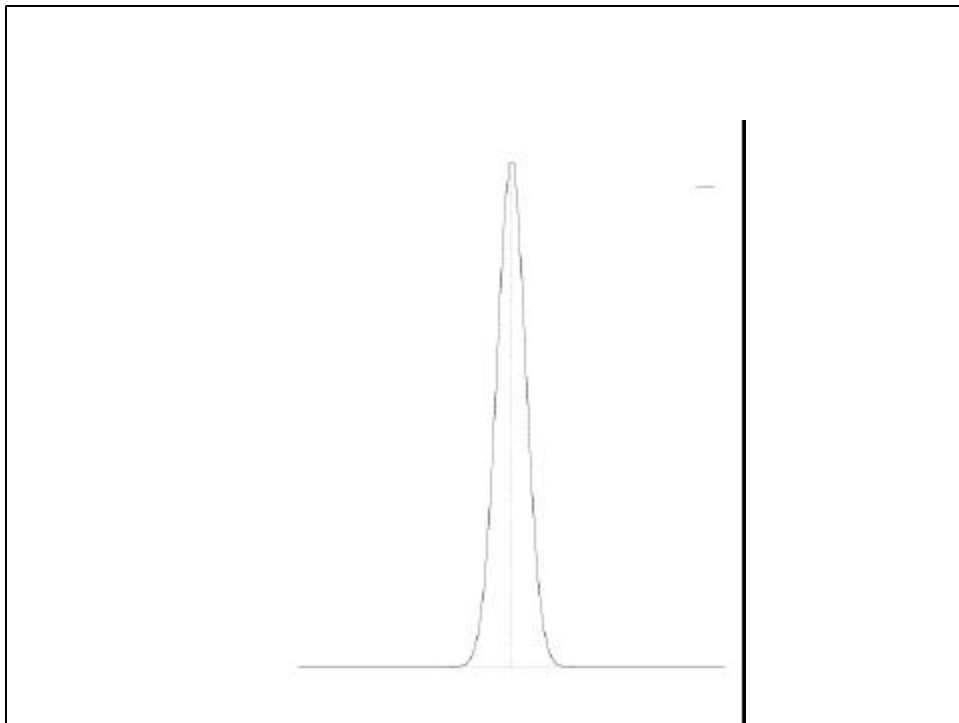
Gaussian

$$g(x) = e^{\frac{-x^2}{2\sigma^2}}$$

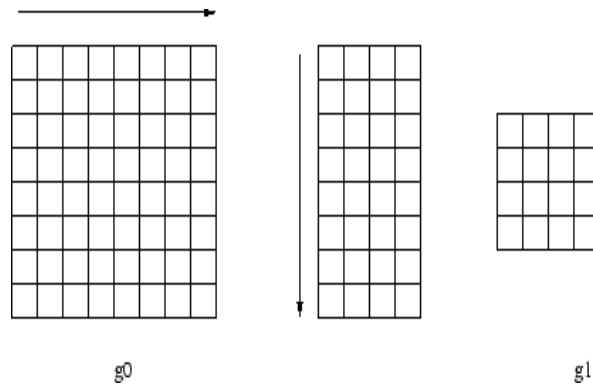
Gaussian

$$g(x) = e^{\frac{-x^2}{2\sigma^2}}$$

x	-3	-2	-1	0	1	2	3
$g(x)$.011	.13	.6	1	.6	.13	.011



Separability



Algorithm

- Apply 1-D mask to alternate pixels along each row of image.
- Apply 1-D mask to each pixel along alternate columns of resultant image from previous step.

Gaussian Pyramid



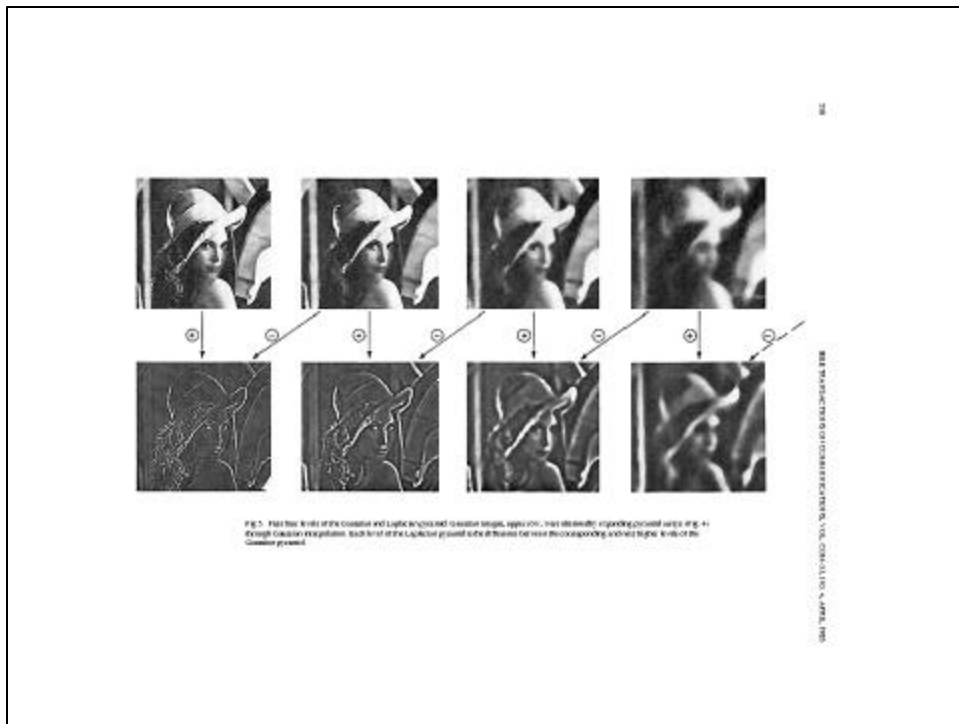
Laplacian Pyramids

- Similar to edge detected images.
- Most pixels are zero.
- Can be used for image compression.

$$L_1 = g_1 - EXPAND[g_2]$$

$$L_2 = g_2 - EXPAND[g_3]$$

$$L_3 = g_3 - EXPAND[g_4]$$



Coding using Laplacian Pyramid

- Compute Gaussian pyramid

$$g_1, g_2, g_3, g_4$$

- Compute Laplacian pyramid

$$L_1 = g_1 - EXPAND[g_2]$$

$$L_2 = g_2 - EXPAND[g_3]$$

$$L_3 = g_3 - EXPAND[g_4]$$

$$L_4 = g_4$$

- Code Laplacian pyramid

Decoding using Laplacian pyramid

- Decode Laplacian pyramid.
- Compute Gaussian pyramid from Laplacian pyramid.

$$g_4 = L_4$$

$$g_3 = EXPAND[g_4] + L_3$$

$$g_2 = EXPAND[g_3] + L_2$$

$$g_1 = EXPAND[g_2] + L_1$$

- g_1 is reconstructed image.

Gaussian

- Most natural phenomenon can be modeled by Gaussian.
- Take a bunch of random variables of any distribution, find the mean, the mean will approach to Gaussian distribution.
- Gaussian is very smooth function, it has infinite no of derivatives.

Gaussian

- Fourier Transform of Gaussian is Gaussian.
- If you convolve Gaussian with itself, it is again Gaussian.
- There are cells in human brain which perform Gaussian filtering.
 - Laplacian of Gaussian edge detector

Carl F. Gauss

- Born to a peasant family in a small town in Germany.
- Learned counting before he could talk.
- Contributed to Physics, Mathematics, Astronomy,...
- Discovered most methods in modern mathematics, when he was a teenager.

Carl F. Gauss

- Some contributions
 - Gaussian elimination for solving linear systems
 - Gauss-Seidel method for solving sparse systems
 - Gaussian curvature
 - Gaussian quadrature

Laplacian Pyramid


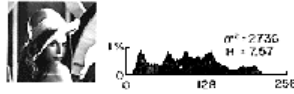


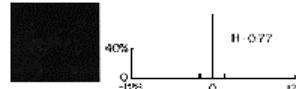
FIG. 7. Four levels of the Gaussian and Laplacian pyramid. The image is decomposed into four levels of the Gaussian pyramid. Each level of the Laplacian pyramid is formed by subtracting the corresponding adjacent higher level of the Gaussian pyramid.

Image Compression (Entropy)

7.6

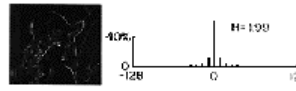


4.4



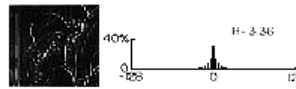

.77

5.0



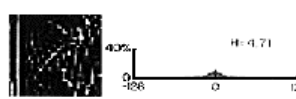
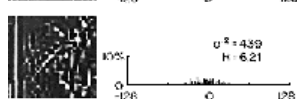
1.9

5.6



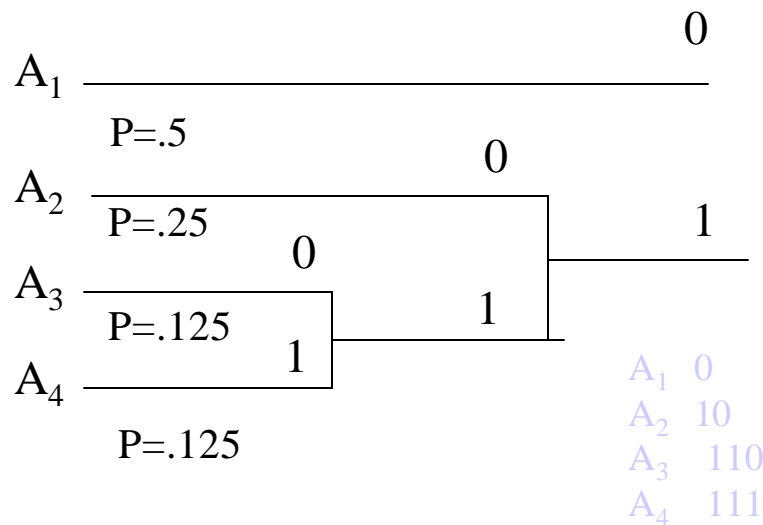
3.3

6.2



4.2

Huffman Coding (Example-1)



Huffman Coding

Entropy $H = -\sum_{i=0}^{255} p(i) \log_2 p(i)$

$$H = -.5 \log .5 - .25 \log .25 - .125 \log .125 - .125 \log .125 = 1.75$$

Image Compression

1.58


1




.73



Combining Apple & Orange



Combining Apple & Orange



Algorithm

- Generate Laplacian pyramid L_o of orange image.
- Generate Laplacian pyramid L_a of apple image.
- Generate Laplacian pyramid L_c by copying left half of nodes at each level from apple and right half of nodes from orange pyramids.
- Reconstruct combined image from L_c .

- <http://ww-bcs.mit.edu/people/adelson/papers.html>
 - The Laplacian Pyramid as a compact code, Burt and Adelson, IEEE Trans on Communication, 1983.

- <http://www.cs.cmu.edu/afs/cs/project/cil/ftp/html/v-source.html>
- <ftp://csd.uwo.ca/pub/vision>
Performance of optical flow techniques,
Barron, Fleet and Beauchermin

Algorithm-2 (Optical Flow)

- Create Gaussian pyramid of both frames.
- Repeat
 - apply algorithm-1 at the current level of pyramid.
 - propagate flow by using bilinear interpolation to the next level, where it is used as an initial estimate.
 - Go back to step 2